

- All metal multidirectional anti-vibration/shock mounts
- Exceptional reliability and long life
- High damping
- No aging
- Corrosion resistant
- Unequalled temperature range : - 180°C to 300°C (-290°F to 570°F)
- Great adaptability/versatility

Specials on request

(material size and number of loops, etc.)

Dimensions are in millimeters. For reference only

SERIES
Materials and finishes (meets RoHS requirements)
HH20
Cable: stainless steel galvanized available: HHG
Retainer bars: aluminium alloy/ SurTec
Screws: alloy steel/zinc plate
Inserts: stainless steel.
All stainless steel: HHSS
Other materials on request

MODEL			
	height H (mm)	width W (mm)	weight (kg)
-10	182	210	12,0
-12	216	251	14,0
-15	235	270	15,0

INTERFACES			
fixtures holes D	Bar 1		
	2 through holes ø20mm	2 through holes ø20mm countersunk k 90°	2 inserts M18
Bar 2			
2 through holes ø20mm	TM2	not standard	not standard
2 through holes ø20mm countersunk 90°	TCM	CM2	not standard
2 inserts M18	TIM	CIM	IM2

H H 2 0 - 1 0 C I M

SERIE: HH20

'Half-Helical' mount from the HH20 series

MODEL: -10

height: 182mm

width: 210mm

weight: 12,0kg

loops: serie


standard is 04 loops

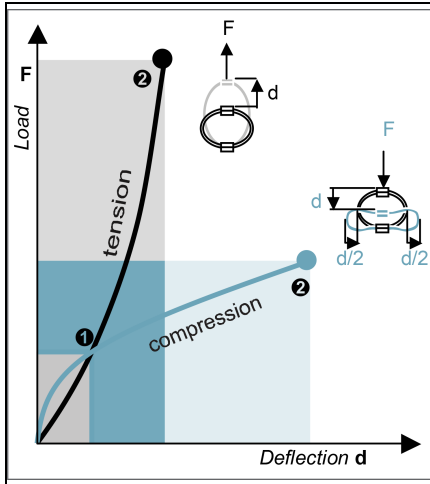
INTERFACE: CIM

2 through holes ø20mm

countersunk 90° in bar 1,

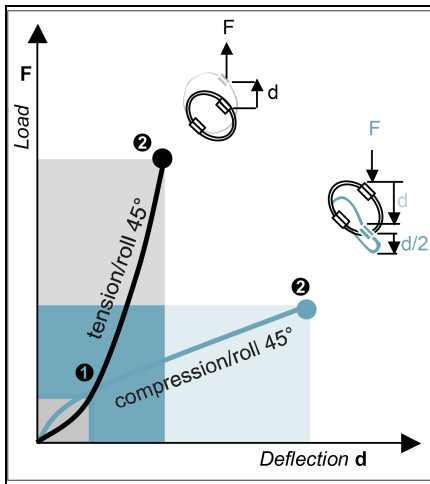
2 inserts M18 in bar 2





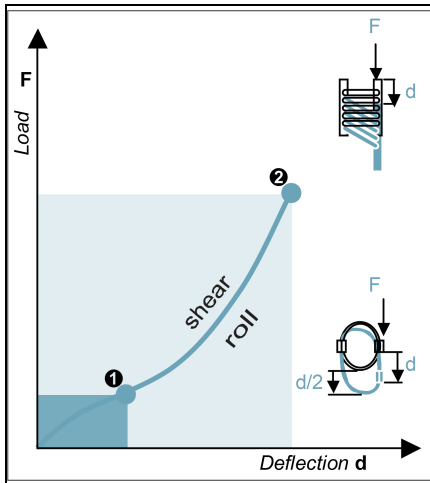
COMPRESSION AND TENSION

HH20 Series	Model	-10	-12	-15
1. Max Static	F daN	1222	938	793
	d mm	12,6	17,9	21,4
2. Max Shock	F daN	3667	2814	2380
	d mm	68	97	116
3. Max Vibration	2a mm	7,5	10,7	12,8
	f Hz	4,7	3,9	3,5
1. Max Static	F daN	1222	938	793
	d mm	10,9	14,2	16,5
2. Max Shock	F daN	13860	9808	8074
	d mm	52	64	72
3. Max Vibration	2a mm	5,8	7,0	8,0
	f Hz	6,1	5,4	5,0



COMPRESSION/ROLL 45° - TENSION/ROLL 45°

HH20 Series	Model	-10	-12	-15
1. Max Static	F daN	916	703	595
	d mm	20,0	27,1	31,8
2. Max Shock	F daN	2451	1854	1560
	d mm	102	145	174
3. Max Vibration	2a mm	11,3	16,0	19,2
	f Hz	4,0	3,3	3,0
1. Max Static	F daN	916	703	595
	d mm	14,3	18,8	21,8
2. Max Shock	F daN	6941	4889	4017
	d mm	60	73	82
3. Max Vibration	2a mm	6,6	8,1	9,1
	f Hz	5,5	4,8	4,5



SHEAR OR ROLL

HH20 Series	Model	-10	-12	-15
1. Max Static	F daN	611	469	396
	d mm	16,5	24,6	30,0
2. Max Shock	F daN	3806	2551	2049
	d mm	71	94	109
3. Max Vibration	2a mm	7,9	10,4	12,1
	f Hz	4,5	3,9	3,6

1. Max static load (F) with corresponding deflection (d)
2. Max shock load (F) with corresponding deflection (d)
3. Uncoupled resonant frequency (f) under max static loading 1. and max peak to peak sinusoidal vibration input (2a)

***IMPORTANT:** Performance characteristics are given here for reference only. They can be increased under specific conditions. Contact us

TYPICAL SHOCK/VIBRATION SPECIFICATIONS:

Air	AIR 7306, MIL-E-5400, MIL-C-172, MIL-STD-810
Ground Forces	GAM EG13A, SEFT 001, MIL-STD-810, VG 9533
Marine	GAM EG13C, IT25-21/96-31/15-86, MIL-S-167, MIL-S-901, STANAG 042, BV 043.73, BV 044
Others	GAM EMB1, GAM EMBT4, DEF STAN 07-55, IEC 571, FINABEL 2C